

# SSAM-T/SSAF-T

3-Piece, Stainless Steel, PTFE Lined



## Rod Ends Precision/ Heavy Duty

Suitable for many high precision motion control applications with high corrosion and/or "clean room or food grade" environments. The Tuthill SSAM-T/SSAF-T Series offers a stainless steel throughout, PTFE lined steel race rod end design. It delivers the ultimate in corrosion resistance benefits, combining self-lubricating and low maintenance features needed in environmentally challenging applications.

The ball is produced from heat treated 440c stainless steel. Body and raceway components are produced from heat treated, high strength (17-4) stainless steel. Permanently bonded PTFE liner minimizes wear within the body's inner bearing surface, reducing maintenance and increasing rod end life. Right or left-handed thread versions are available.

The SSAM-T/SSAF-T Series is just one of many within our broad line of precision rod ends. For full product line detail, contact us for a comprehensive catalog or visit [www.tuthill.com](http://www.tuthill.com) and download individual product data sheets and other product information.



### Description:

SSAM-T/SSAF-T  
Precision/Heavy Duty Rod Ends  
3-Piece, Stainless Steel,  
PTFE Lined

### Applications:

Environmentally challenging, precision motion control devices and applications, including:

- Marine
- Racing
- Specialized industrial equipment (IE: food, medical, etc.)

### Features:

- 3-piece design uses stainless steel throughout to provide for the ultimate in corrosion resistance in a high strength precision rod end
- PTFE lined design minimizes wear between working surfaces (lower maintenance, increased life)
- Precision spherical bearing insert allows for optimum contact between the ball and race extending the product life
- Can be used in a wide range of temperatures: -65°F — 250°F (-54°C — 121°C)
- Offered in right or left-handed versions
- Meets SAE spec J1120

### Other Related Products:

- SSHM-T 3-Piece, Stainless Steel, Heavy Duty Shank, PTFE Lined
- SSHMY-T 3-Piece, Stainless Steel, High Misalignment, Heavy Duty Shank, PTFE Lined

# SSAM-T/SSAF-T

3-Piece, Stainless Steel,  
PTFE Lined

## Material

### Ball

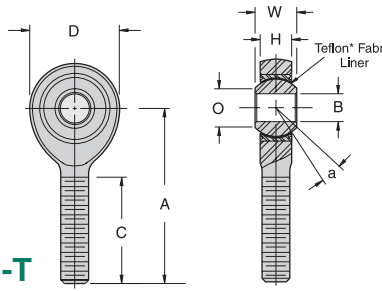
- 440c Stainless Steel, Heat Treated

### Body and Race

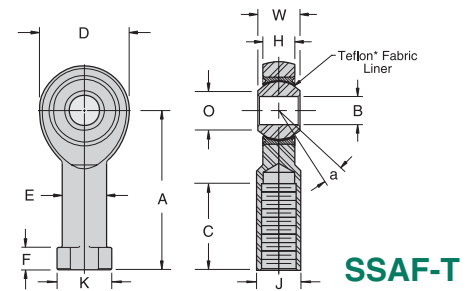
- 17-4 Stainless Steel, Heat Treated

### Liner

- PTFE Fabric, Permanently Bonded to I.D.



SSAM-T



SSAF-T

## SSAM-T CHART

Part Number		B +.0015 -.0005	W +.000 -.002	H ±.005	O REF	A ±.010	D ±.010	C REF	a° ±.031	UNF-3A	Ultimate Radial Static Load Capacity (Pounds)	Approx. Weight (Pounds)
Right Hand	Left Hand	Ball Bore	Ball Width	Housing Width	Ball Face Diameter	Centerline Length	Head Diameter	Ball Diameter	Thread Length	Thread Size	Misalign Angle	
SSAM3T	SSAML3T	.1900	.437	.337	.301	1.562	.806	.531	.968	5/16-24	15	2,360 .072
SSAM4T	SSAML4T	.2500	.437	.337	.301	1.562	.806	.531	.968	5/16-24	15	4,860 .072
SSAM5T	SSAML5T	.3125	.437	.327	.366	1.875	.900	.570	1.187	5/16-24	14	7,180 .087
SSAM6T	SSAML6T	.3750	.500	.416	.471	1.938	1.025	.687	1.187	3/8-24	8	8,550 .136
SSAM7T	SSAML7T	.4375	.562	.452	.542	2.125	1.150	.781	1.281	7/16-20	10	12,000 .183
SSAM8T	SSAML8T	.5000	.625	.515	.612	2.438	1.337	.875	1.468	1/2-20	9	19,500 .278
SSAM10T	SSAML10T	.6250	.750	.577	.752	2.625	1.525	1.062	1.562	5/8-18	12	21,900 .424
SSAM12T	SSAML12T	.7500	.875	.640	.843	2.875	1.775	1.250	1.687	3/4-16	13	29,300 .639

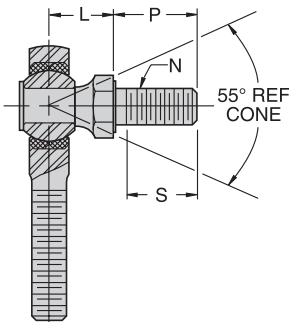
## SSAF-T CHART

Part Number		B +.0015 -.0005	W +.000 -.002	H ±.005	A ±.010	D ±.010	O REF	E ±.010	K REF	J +.002 -.010	F +.010 -.062	C REF	a° +.062 -.031	UNF-2B	Ultimate Radial Static Load Capacity (Pounds)	Approx. Weight (Pounds)
Right Hand	Left Hand	Ball Bore	Ball Width	Housing Width	C.L. Length	Head Diameter	Face Diameter	Shank Diameter	W.F. Diameter	W.F. Width	W.F. Length	Ball Diameter	Thread Length	Thread Size	Misalign Angle	
SSAF3T	SSAFL3T	.1900	.437	.337	1.375	.806	.337	.422	.500	.437	.188	.531	.750	5/16-24	15	2,360 .080
SSAF4T	SSAFL4T	.2500	.437	.337	1.469	.806	.337	.422	.500	.437	.188	.531	.750	5/16-24	15	4,860 .084
SSAF5T	SSAFL5T	.3125	.437	.327	1.625	.900	.327	.485	.580	.500	.250	.570	.875	5/16-24	14	7,180 .102
SSAF6T	SSAFL6T	.3750	.500	.416	1.812	1.025	.416	.547	.660	.562	.250	.687	1.000	3/8-24	8	8,550 .161
SSAF7T	SSAFL7T	.4375	.562	.452	2.000	1.150	.452	.610	.720	.625	.250	.781	1.125	7/16-20	10	12,000 .212
SSAF8T	SSAFL8T	.5000	.625	.515	2.250	1.337	.515	.735	.880	.750	.250	.875	1.250	1/2-20	9	19,500 .325
SSAF10T	SSAFL10T	.6250	.750	.577	2.250	1.525	.577	.860	1.020	.875	.375	1.062	1.375	5/8-18	12	21,900 .481
SSAF12T	SSAFL12T	.7500	.875	.640	2.875	1.775	.640	.985	1.160	1.000	.375	1.250	1.625	3/4-16	13	29,300 .673

Chart Notes: 1. This series is also available in a studded configuration. Specify by adding "S" to suffix. Example: SSAM10TS

## Studded Dimensions

Rod End Bore Size	L	P	S	N
	REF	±.030	Min. Thread Length	Thread Size UNF-2A
3/16"	.437	.438	.375	10-32
1/4"	.469	.563	.500	1/4-28
5/16"	.531	.688	.594	5/16-24
3/8"	.625	.875	.781	3/8-24
7/16"	.844	1.062	.937	7/16-20
1/2"	.875	1.125	1.000	1/2-20
5/8"	1.000	1.125	1.000	5/8-18
3/4"	1.187	1.812	1.625	3/4-16



## Product Selector Guide

- Rod Ends — Industrial/Commercial
- Rod Ends — Precision/Heavy Duty
- Spherical Bearings
- Ball Joints
- Swivels
- Clevises/Safety Fasteners/Pins

Linking Motion & Control...  
The Tuthill Solution



**TUTHILL**  
Controls Group

2110 Summit Street  
New Haven, Indiana USA 46774  
Tel 260 749-5105 Fax 260 493-2387  
www.tuthill.com

• Please refer to the Warning statement and appropriate installation usage information in the Tuthill Technical/Application Data brochure  
• For application assistance/technical questions, please contact (tlgtech@tuthill.com) or phone (260-749-5105)